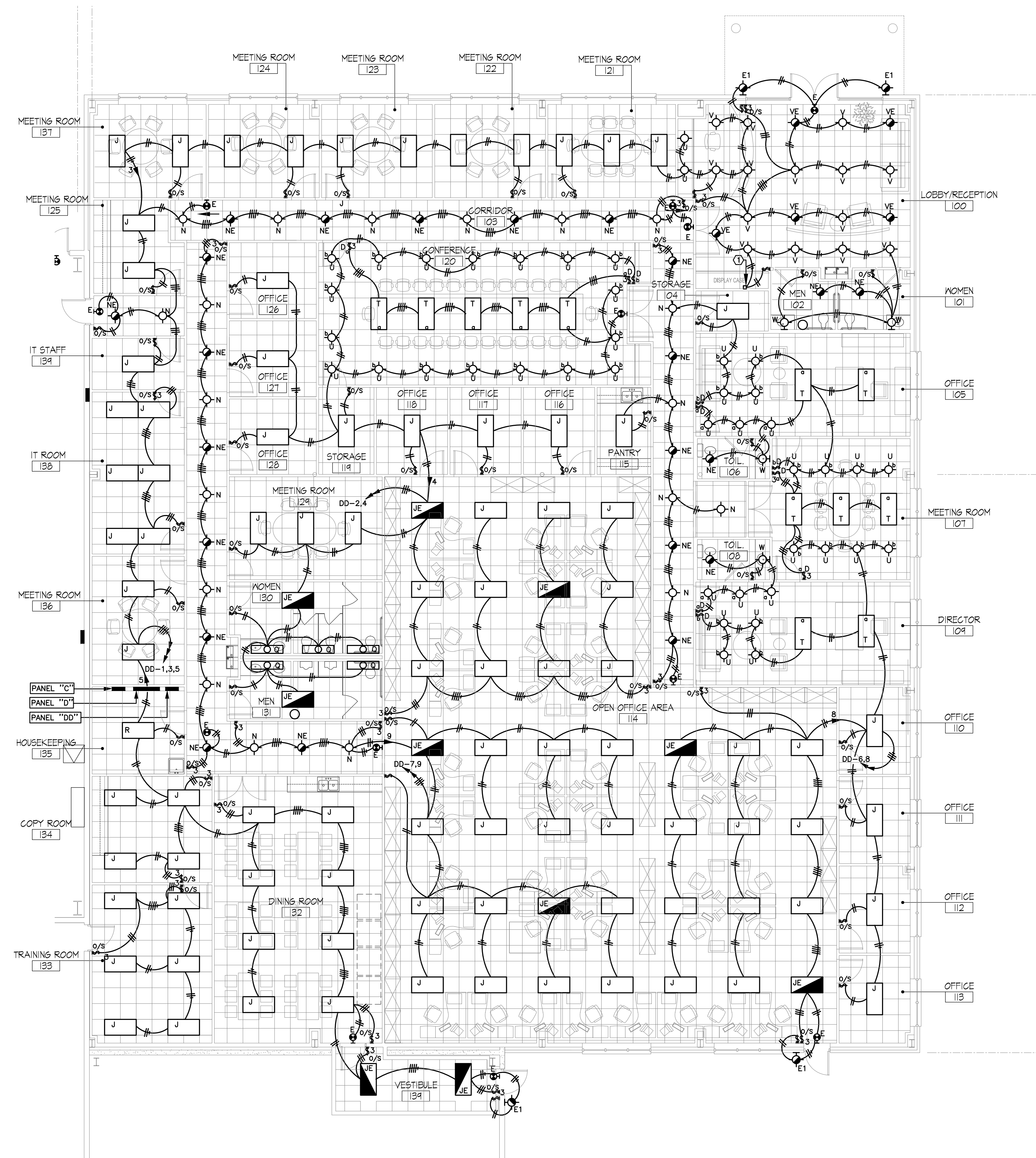


**GENERAL NOTES:**


- A. ALL EMERGENCY INVERTERS, BATTERY PACKS, EXIT SIGNS TO HAVE UNSWITCHED POWER SOURCE.

**SHEET NOTES:**

- ① JUNCTION BOX FOR FUTURE DISPLAY LIGHTING, TO BE SELECTED BY OWNER.



**ENLARGED OFFICE PLAN - LIGHTING**  
 SCALE: 1/8" = 1'-0"



DATE	REVISION	BY
NOV 11	VALUE ENGINEERING RE-DESIGN DOCUMENT	

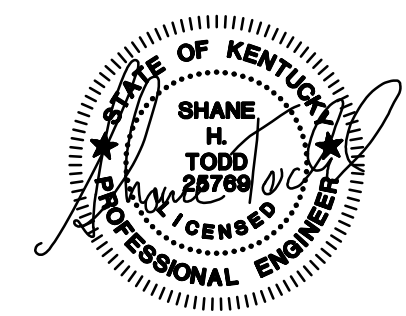
THIS DOCUMENT IS THE PROPERTY OF M&E OF KENTUCKY, INC. AND IS TO BE USED ONLY FOR THE PROJECT AND SITE SPECIFICALLY IDENTIFIED HEREIN. IT IS TO BE RETURNED TO M&E OF KENTUCKY, INC. UPON COMPLETION OF THE PROJECT. NO PART OF THIS DOCUMENT IS TO BE REPRODUCED OR TRANSMITTED IN ANY FORM OR BY ANY MEANS, ELECTRONIC OR MECHANICAL, INCLUDING PHOTOCOPYING, RECORDING, OR BY ANY INFORMATION STORAGE AND RETRIEVAL SYSTEM, WITHOUT THE WRITTEN PERMISSION OF M&E OF KENTUCKY, INC.

PROJECT NO.	DESIGNED BY	CHECKED BY	REVIEWED BY	DATE	SCALE
8529-02	SHT	JVB	SHT	JULY 2011	AS NOTED

**M&E OF KENTUCKY, INC.**  
 Engineers  
 Architects  
 Planners

624 Wellington Way  
 Lexington, KY 40503  
 www.mseinc.com

Phone: (859)223-5684  
 Fax: (859)223-2807



**DRAWING NO.**  
**UFL-L12**  
**E-001C**